

## Little Dresses for Africa Instructions

For more information on how these dresses are being distributed in central Africa (and pictures of recipients), please see <http://www.littledressesforafrica.org/blog/>

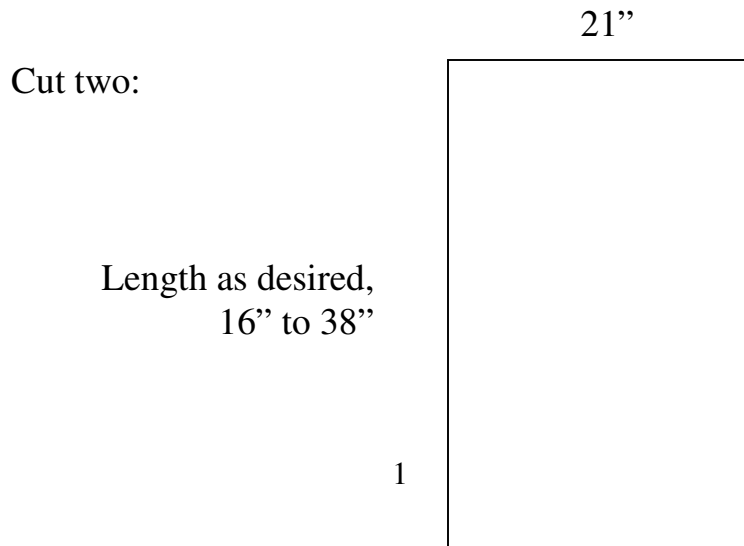


### Materials:

1 yard (or less) pretty/children's fabric (or combine two to make this amount)  
1 yard wide or extra wide double fold bias tape (or make your own)  
About 2 yards of ribbon (or sewn-closed bias tape or even ribbon made from fabric)  
Embellishments (if desired), for pockets, ruffles, etc.

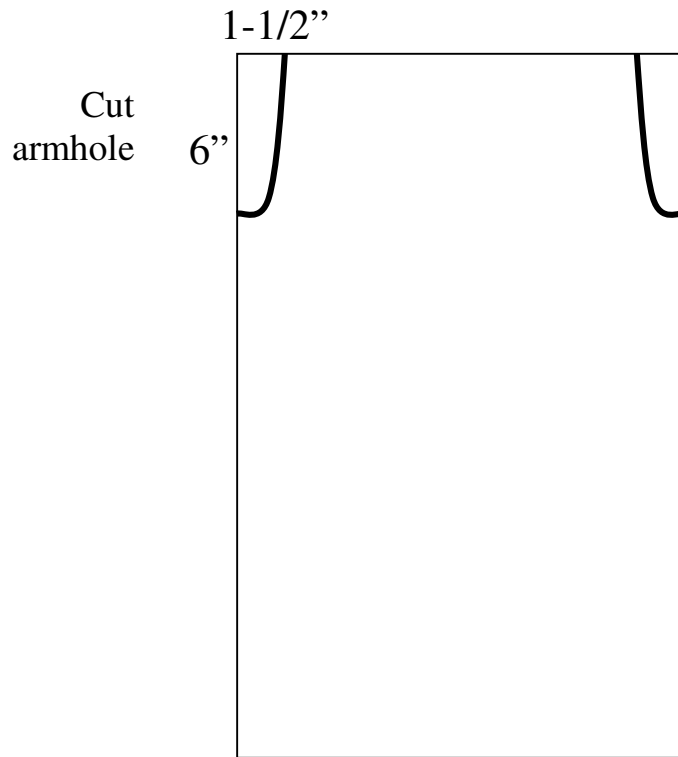
### Instructions:

Cut two pieces of fabric ~ 21" wide by desired length, anywhere from 16" to 38". These form the back and front of the dress (they are identical, except possibly for embellishments added later). Don't be concerned about the measurements. All sizes and variations are fine!

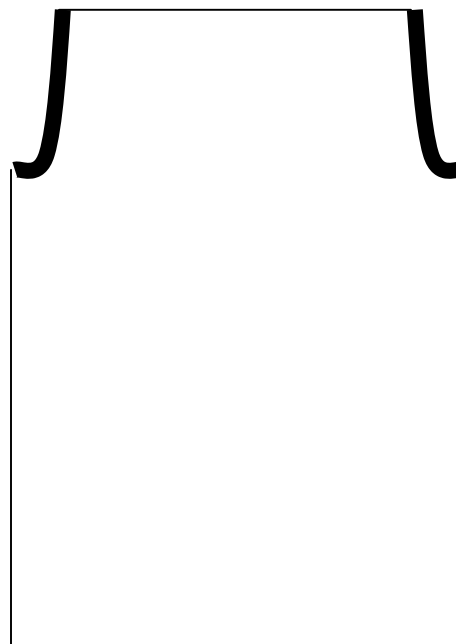


Both front and back:

Cut rounded triangle out of top two corners, 1-1/2" wide by 6" long (shorter if you're making one the smaller size dresses). These will be the armholes.



Sew bias tape to each of the four armholes. These enclose the raw edges.

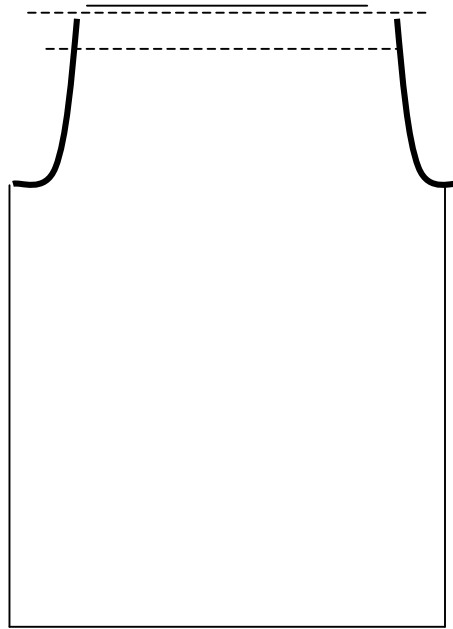


Fold over top about 1/4" and then again about 3/4" - 1". Press if desired, then sew near the edge along bottom fold. This makes the casing for the ribbon.

Fold down 1/4"

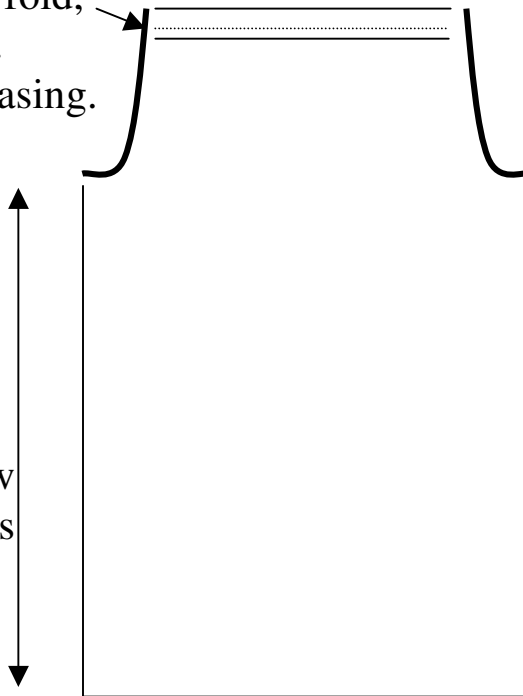
Then fold down at least another 3/4".

Press.



Stitch above fold, close to fold. This forms casing.

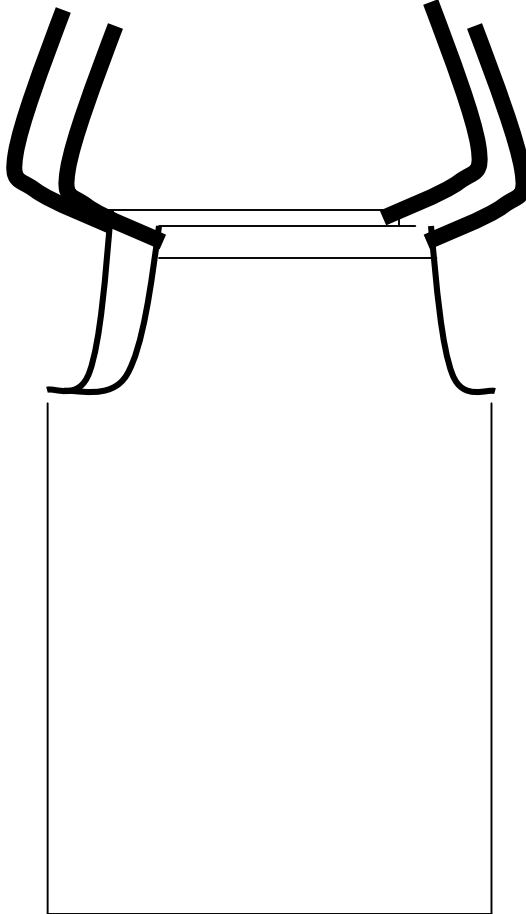
Then sew side seams



Sew side seams (I allowed about 1/2" seams). Don't sew up the arm holes! It helps to lock stitches at the top of the seam.

Insert about 1 yard of ribbon in the front casing and another 1 yard in the back casing. Secure the ribbon with stitching in the middle so it doesn't come out.

Insert a ribbon through front and back casings.



Hem bottom and embellish as desired.

Pat yourself on the back for making such a nice (and fun) contribution!

NOTE: Also needed are Britches for Boys, if you'd like to make little shorts for the boys. Similar sizes are needed and any simple pattern is acceptable. Elastic waists work well.