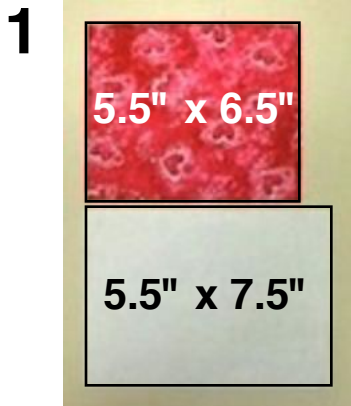


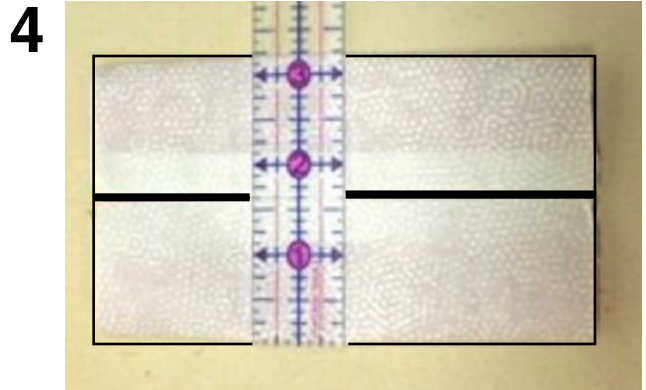
Pocket Tissue Holder



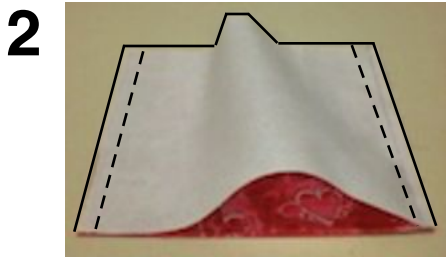
Outside - Cut one piece 5.5" x 6.5"
Inside lining - Cut one piece 5.5" x 7.5"




Fold with the lining on the outside.
Fold sewn ends to meet in the middle.




Put right sides together.
Stitch across the sides that are 5.5".



Stitch across the folded ends.
Use a zig-zag stitch over the raw edges.



Turn inside out.
Press seams toward the outside edges.



Turn right side out. Press.

