


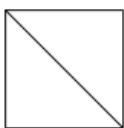







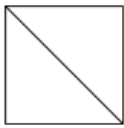

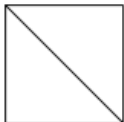





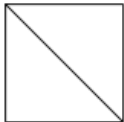
Dees Basket


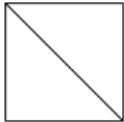
.\My Library\Blocks\
 Finished block measures
 30 in. high and 30 in. wide



Fabric strips are 21 in. long

- A   Fabric - .\My Library\Fabrics\Sundance5.bmp
 Cut 1 - 7 1/4 in. wide strip
 Cut 4 triangles from 1 square
- B   Fabric - .\My Library\Fabrics\Sundance2.bmp
 Cut 3 - 3 7/8 in. wide strips
 Cut 28 triangles from 14 squares
- C   Fabric - .\My Library\Fabrics\Sundance6.bmp
 Cut 1 - 3 1/2 in. wide strip
 Cut 4 squares
- D   Fabric - .\My Library\Fabrics\Sundance3.bmp
 Cut 2 - 3 1/2 in. wide strips
 Cut 8 squares
- E   Fabric - .\My Library\Fabrics\Sundance5.bmp
 Cut 2 - 3 1/2 in. wide strips
 Cut 8 squares
- F   Fabric - .\My Library\Fabrics\Sundance5.bmp
 Cut 2 - 3 7/8 in. wide strips
 Cut 16 triangles from 8 squares
- G   Fabric - .\My Library\Fabrics\Sundance4.bmp
 Cut 2 - 3 7/8 in. wide strips
 Cut 16 triangles from 8 squares

H   Fabric - .\My Library\Fabrics\Sundance3.bmp
Cut 1 - 7 1/4 in. wide strip
Cut 4 triangles from 1 square

I   Fabric - .\My Library\Fabrics\Sundance1.bmp
Cut 1 - 9 7/8 in. wide strip
Cut 4 triangles from 2 squares

J   Fabric - .\My Library\Fabrics\Sundance6.bmp
Cut 2 - 3 7/8 in. wide strips
Cut 16 triangles from 8 squares

K   Fabric - .\My Library\Fabrics\Sundance6.bmp
Cut 3 - 3 1/2 in. wide strips
Cut 8 rectangles 6 1/2 in. long