


PennsylvaniaPennsylvania

Single Irish Chain

Simple Cross

Criss Cross Block Pattern

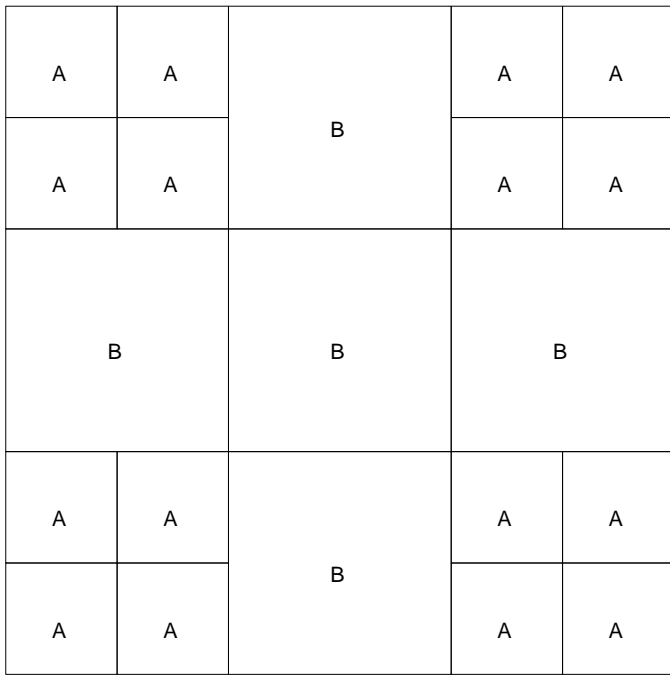


On the following pages you will find patterns for 6" and 8" blocks as well as cutting templates for the squares in both sizes. Following that, there are instructions for rotary cutting each of these size blocks. The templates are the actual size needed for each block.

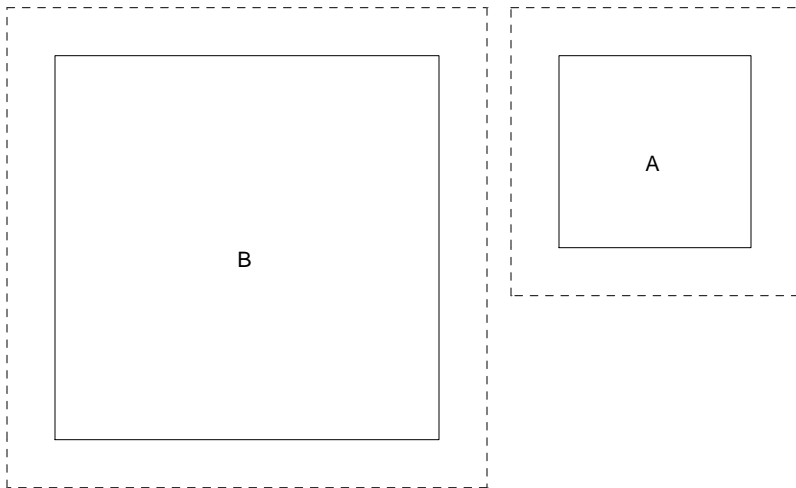
We recommend that you print the page, cut out the templates and glue them onto plastic, cardboard or sandpaper, making them stiff and easier to use with your fabric.

We at www.How-to-Quilt.com are grateful to Electric Quilt for the fabulous software that produces these patterns, and the permission to provide them to you.

Worktable Block
 Pattern for 6.00x6.00 block
 Key Block (29/50 actual size)



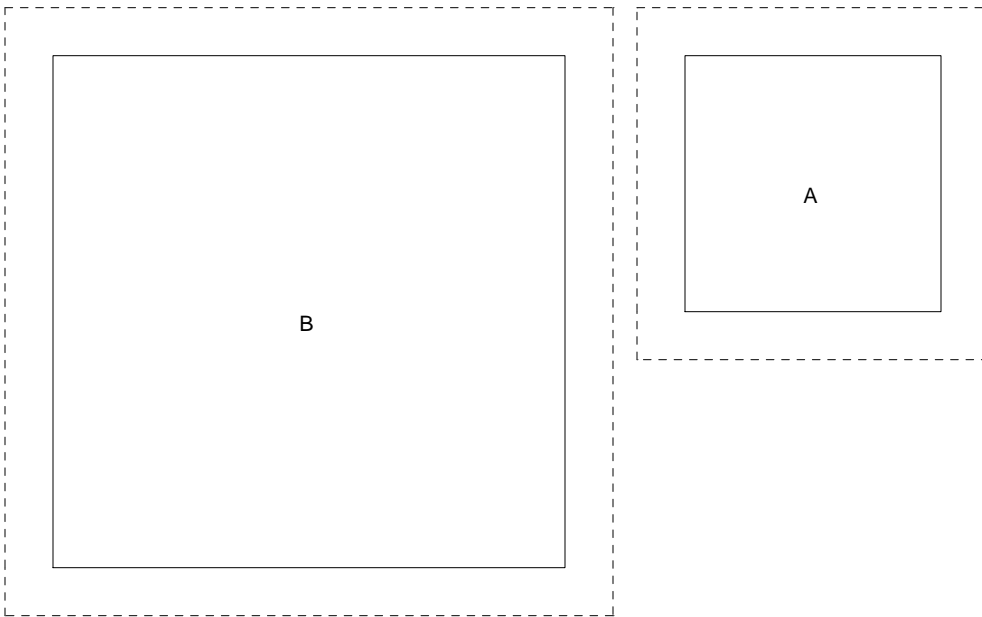
Pennsylvania
 Single Irish Chain
 Simple Cross
 Criss Cross



Worktable Block
 Pattern for 8.00x8.00 block
 Key Block (43/100 actual size)

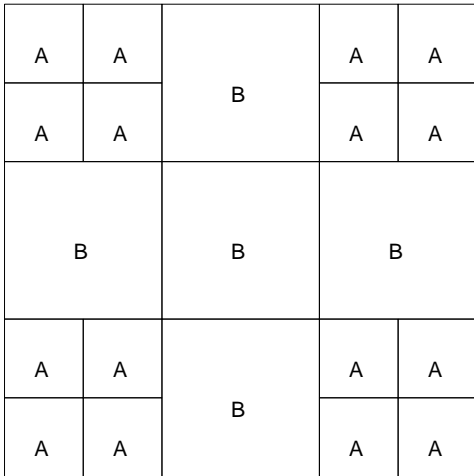
Pennsylvania
 Single Irish Chain
 Simple Cross
 Criss Cross

A	A	B	A	A
A	A		A	A
B		B	B	
A	A	B	A	A
A	A		A	A

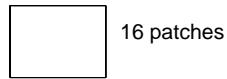


Worktable Block
 Pattern for 6.00x6.00 block
 Key Block (41/100 actual size)

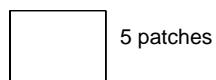
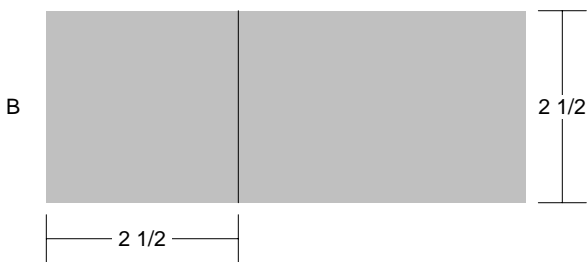
Pennsylvania
 Single Irish Chain
 Simple Cross
 Criss Cross



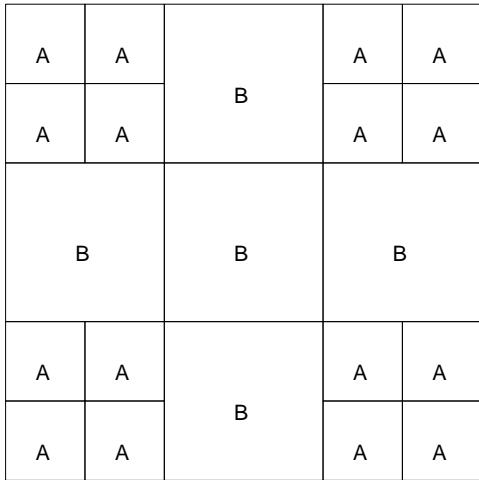
Cutting Diagrams



Patch Count

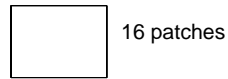


Worktable Block
 Pattern for 8.00x8.00 block
 Key Block (31/100 actual size)



Pennsylvania
 Single Irish Chain
 Simple Cross
 Criss Cross

Cutting Diagrams



Patch Count

