

MAGIC CRAZY PATCH BLOCK



- ① 1" to 3" wide *sews together*
- ② non seams all in one direction
- ③ square to 15"
- ④ rt sides together
- ⑤ sew together
- ⑥ *light steam with starch*

CUTTINT INSTRUCTIONS:

ASSORTED PRINTS—1-3" X 18" LONG

PIECING THE BLOCKS:

SEW ASSORTED PRINT STRIPS TOGETHER TO MAKE AN 18" SQUARE.

MAKE 10 TOTAL

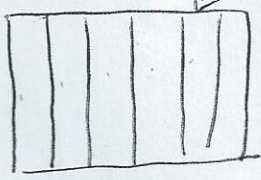

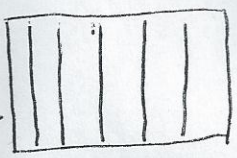
YOU WANT TO SQUARE THE BLOCK UP TO 18"

PLACE 1 SQUARE WITH STRIPS GOING VERTICALLY, RIGHT SIDES TOGETHER ON THE SECOND SQUARE WITH STRIPS GOING HORIZONTALLY

STITCH $\frac{1}{4}$ " SEAM AROUND ALL SIDES

Stitch all four sides

*15
18"
square*



MAGIC:


CUT SEWN BLOCKS IN HALF TWICE DIAGONALLY.

PRESS UNITS OPEN

EACH SEWN AND CUT SQUARE YEILDS 4 BLOCKS

SQUARE EACH BLOCK UP TO 9 $\frac{1}{2}$ -10"

Cut twice on diagonal



*cut
cut*

REFERENCE: MCCALL'S QUILTING-"AMERICA LOVES SCRAP QUILTS"

I love this and have made about 4 quilts 😊