



I designed this lay out to use for my quilt.




You will need a lot of squares. I'm using 5" squares for my quilt.



Lay out your background colored squares. I am arranging them 4 across and 4 down.



Now fold the squares to form triangles and place on the background. They will form the window where the colored fabric piece will go.



Then pin down the triangles so you can start piecing the blocks together.



Begin joining the blocks with the triangles inside.