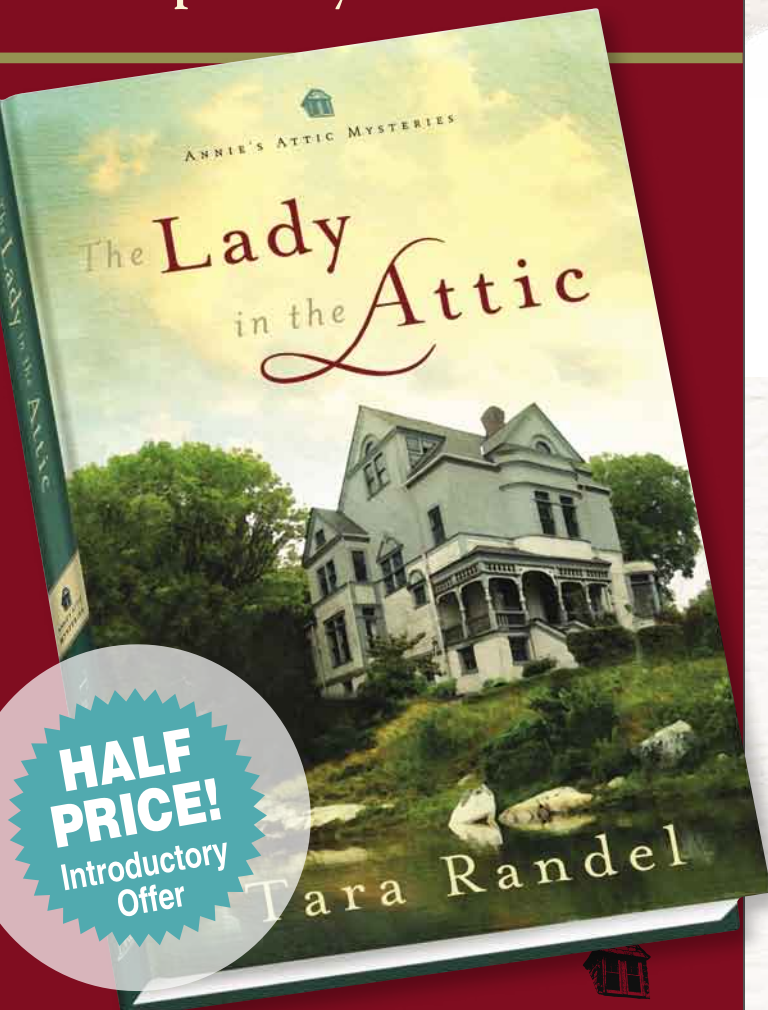


The perfect reading companion for lovers of crafting!

A captivating Mystery Series  
created by Annie's Attic  
especially for You ...



**HALF PRICE!**  
Introductory Offer

Tara Randel



ANNIE'S ATTIC  
MYSTERIES

AnniesMysteries.com

**If you love crafting,  
you should be reading**  
*The Lady in the Attic*—the first book in an exciting mystery  
book series created exclusively for craft lovers. Published by  
crafting leader Annie's Attic, this exciting series puts you in  
touch with the down-to-earth residents of Stony Point, Maine.  
In just a few pages you'll be transported to the romantic,  
but full-of-secrets Grey Gables seaside manor, where mystery  
and crafting thread their way into a great story!

Try the first book in this  
captivating series from  
Annie's Attic Mysteries—at  
**HALF PRICE!**  
**CLICK HERE FOR DETAILS**

# Creative Painter



KIT CLUB™



**Don't just dream it – DO IT! Creative Painter Kit Club  
can make your artistic aspirations come true!**

Join Creative Painter Kit Club and get **50% off** your first kit +  
**4 FREE GIFTS**—a washable eight-well, slanted palette,  
10 artist-quality brushes, graphite paper for transferring  
drawings and the illustrated *Painting Basics How-to Guide!*

**BONUS! Get these  
4 FREE Gifts** when  
you join Creative Painter Kit Club

- Painting Basics Guide
- Graphite transfer paper
- 8-well palette
- Set of 10 artist-quality brushes



There's never been an easier way to paint landscapes, still  
lives, botanicals and more—even if you have never painted in  
your life. Our illustrated, colorful, step-by-step instructions  
are so complete it's like getting a  
private one-on-one class with a  
professional art instructor.



**Join Creative Painter Kit Club today!**  
[CreativePainterKitClub.com](http://CreativePainterKitClub.com)

# Mexican Star Basket

By Julie Weaver

*Turn a square block into a fabric basket to hold a plastic bowl liner which can be used to hold candy, a flower arrangement or sewing supplies.*



## PROJECT SPECIFICATIONS

Project Size: Approximately 5 1/2" x 5 1/2" x 5 1/2"

Block Size: 12" x 12"

Number of Blocks: 1

## FABRIC & BATTING

- 1/8 yard red mottled
- 1/4 yard fall print
- 1/4 yard muslin
- Batting 16" x 16"
- Backing 16" x 16"
- 1 1/2 yards self-made or purchased binding

## SUPPLIES & TOOLS

- All-purpose thread to match fabrics
- Basic sewing tools and supplies

## INSTRUCTIONS

1. Prepare one Mexican Star block referring to Figure 1 for placement of colors in the block.




Figure 1

Piece 1 block placing colors as shown.

2. Sandwich batting between completed block and backing piece; pin or baste layers together.

3. Quilt as desired by hand or machine. **Note:** The large muslin areas were machine-quilted in a 1" crosshatch design using red all-purpose thread on the sample shown.

4. When quilting is complete, trim edges even; remove pins or basting. Bind edges with self-made or purchased binding.

5. Place block right side down on a flat surface. Pull the muslin 1 squares in so that the side points of the corner units touch and a V shape is formed as shown in Figure 2; pin to hold. Repeat this process on the three other muslin 1 squares to make a basket shape. Adjust the formed V shapes to make uniform.

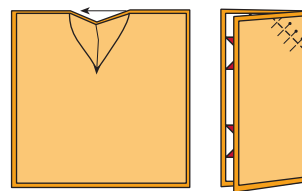


Figure 2

Pull the muslin 1 squares in so that the side points of the corner units touch and a V shape is formed as shown.

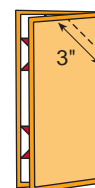
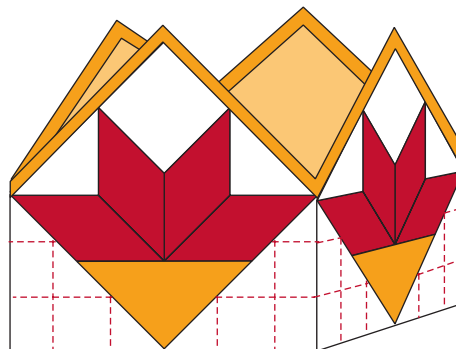


Figure 3

Sew along each pinned V to make a tuck in each side approximately 3" long as shown.

6. Sew along each pinned V to make a tuck in each side approximately 3" long as shown in Figure 3.

7. Hand-stitch each tuck to the inside of the formed basket to finish. Insert plastic liner, if desired. ❖



Mexican Star Basket

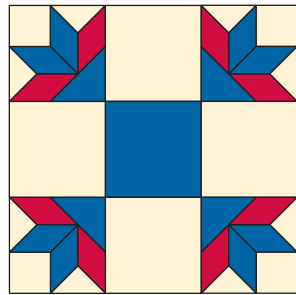
Placement Diagram

Approximately 5 1/2" x 5 1/2" x 5 1/2"

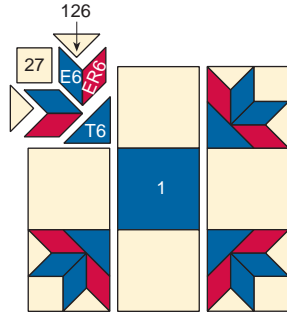
# Mexican Star

## PIECING INSTRUCTIONS

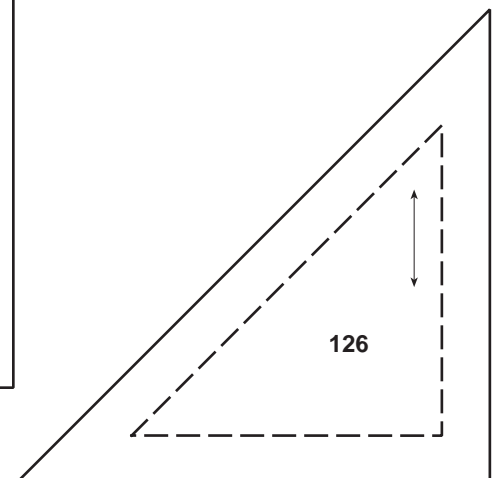
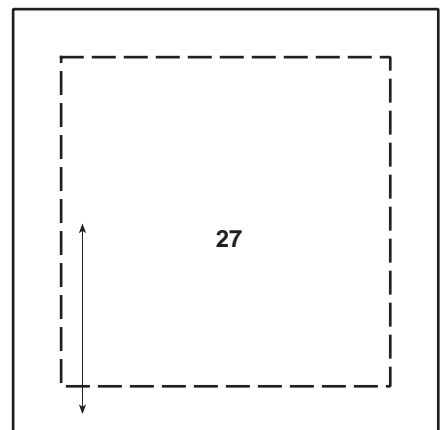

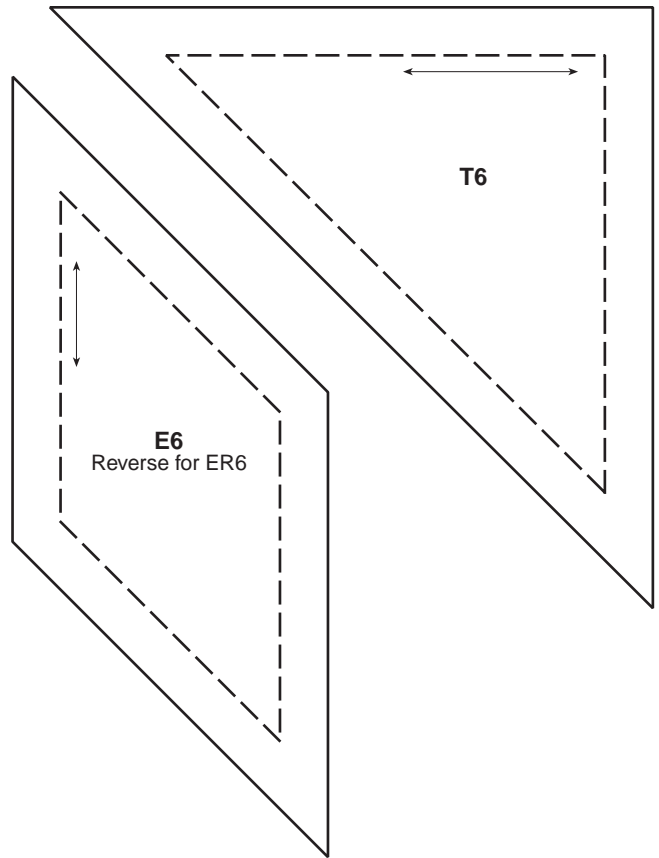
1. Referring to the Piecing Diagram to piece one block, sew a medium E6 to a dark ER6; sew a dark E6 to a medium ER6. Join the two units; set in a light 27 and two light 126 triangles. Add a dark T6 to complete one corner unit; repeat for four corner units.
2. Arrange the units in rows with one dark and four light 1 squares referring to the Piecing Diagram. Join units in rows; join rows to complete one block.



Mexican Star



Templates needed:  
1, 27, 126, E6, ER6 & T6



# Which of these *kit clubs* would YOU enjoy the most? [KitClubCentral.com](http://KitClubCentral.com)

## BEADING

Learn the latest **BEADING** tips and techniques!

*Simply Beads*  
Kit-of-the-Month Club®

[Learn More!](#)

## KIDS CRAFTS

Fun, creative craft kits designed **JUST FOR GIRLS!**

*Creative Girls Club*

[Learn More!](#)

## CARD MAKING

Get tips, techniques, inspiration and **CARD MAKING** materials every month!

*CardMaker*  
Kit-of-the-Month Club®

[Learn More!](#)

## CROCHET & KNITTING

Double your fun with instructions for both **CROCHET & KNIT!**



[Learn More!](#)

## PAINTING

Become an accomplished watercolor and acrylic **ARTIST** in no time!

*Creative Painter*  
KIT CLUB®

[Learn More!](#)

## CRAFTS

Explore many **CRAFTING** techniques!

*Creative Woman*  
Kit-of-the-Month Club®

[Learn More!](#)

## HOLIDAY CRAFTS

Make beautiful, unique **ORNAMENTS** each month!

*Christmas Ornament*  
Kit-of-the-Month Club®

[Learn More!](#)

## KIDS WOODWORKING

Real **HAMMER AND WOOD KITS** designed just for kids!

*Young Woodworkers*  
KIT CLUB®

[Learn More!](#)

## STAMPING

Dazzle family and your friends with your artistic **STAMPED CREATIONS!**

*Creative Stamping*  
Kit-of-the-Month Club®

[Learn More!](#)

# And which of these *book series* appeals to you?

## MYSTERIES

Escape from your hectic life with these exciting **MYSTERIES!**



[Learn More!](#)

## RECIPES

Your family will love these time-tested **RECIPES!**

most loved

*Recipe Collection*

[Learn More!](#)

## NOSTALGIA

Take a **SENTIMENTAL JOURNEY** back in time!



GOOD-OLD-DAYS

*Live It Again*

[Learn More!](#)