




General instructions for the quilt below:



There are two main blocks in the quilt, as shown below (Block A and Block B):



Blocks are 12" finished. Center square of each block is 4" finished, all strips are 2" finished width.

Blocks are set on point. The center of the quilt above is about 68" x 85, the inner border is 2.5" finished, and the outer border is 9" finished, for a total size of about 91" x 108".

Corner and side setting triangles are built similar to Block B.

I actually prefer the look of the following quilt, made with corner and side setting triangles from one fabric. These triangles are simpler to make, and I think they make the quilt center appear to float.

