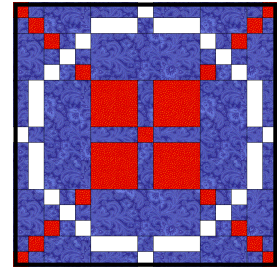


Burgoyne Surrounded

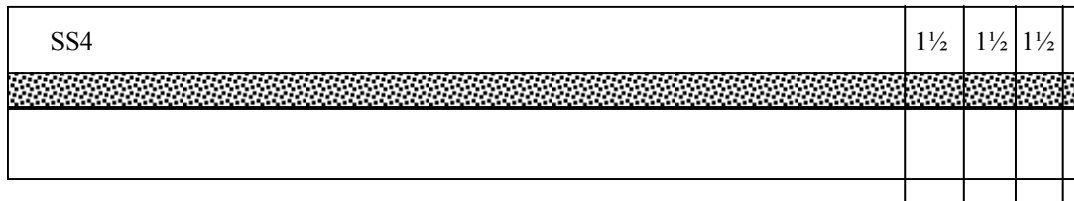
Week 3 Directions for All

Warning: Background is shown light and chain/design as dark!




Block Center: Uneven 9-Patches

1. Cut 2 (2) ea. 2 1/2" strips of background. Cut 6 (4) ea. 2 1/2" strips of chain/design. Also cut 3 (2) 1 1/2" strips background and 1(1) 1 1/2" strips of chain/design.
2. Stitch a wide background to each long side of a narrow chain/design strip. Make 1 (1) Strip Set 4. Stitch a wide design to each long side of a narrow background. Make 3 (2) of Strip Set 5.




Strip Set 4: Cut the SS4 into 20 (12) ea. 1 1/2" units.



Strip Set 5: Cut each SS5 into 14 (12) ea. 2 1/2" 40 (24) total.

3. Cut SS4 into 20 (12) ea. 1 1/2" units. Cut each SS5 into 13 ea. 2 1/2" units. Cut a total of 40 (24) total 2 1/2" sub-units.
3. Stitch a SS5 2 1/2" unit to both long sides of a SS4 1 1/2" unit to make an Uneven 9-Patch. Make 20 (12).

Uneven
9-Patch:
Make 20(12)



Note: Numbers for smaller quilt are given in parenthesis!

