



## Slanted Stars by Nancy



**Scrappy**

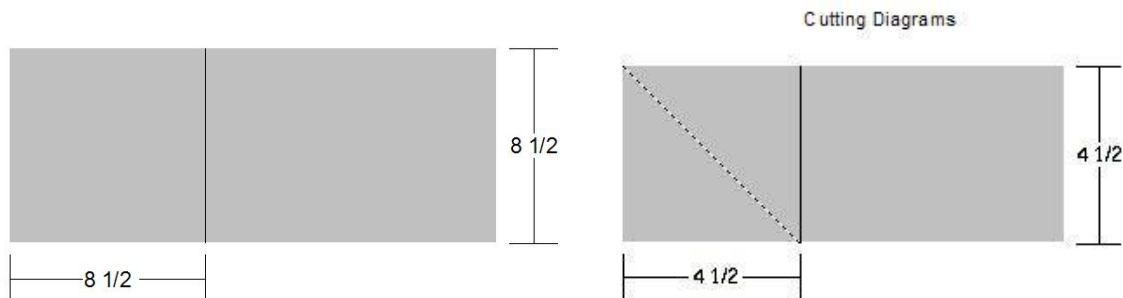
or




**One-Color**

This size is for a twin bed. There are no borders but is bound. Thus, the size is approximately 64"x88". The blocks are 8" square. Each block is a half-made snowball, i.e. there are triangles on only two corners as opposed to all four corners on the snowball. I designed this on Electric Quilt 5. The yardage estimate for the background is 4.5 yards. If making the quilt one-color, it would take approximately 1.5 yards for the corner squares. The binding yardage is not included in these figures. Make about 8.75 yards of binding.

Here are the cutting diagrams for the 88 background squares and the 176 corner squares:



On an 8.5" block, place 4.5" square in the corner. Sew on the diagonal and cut excess away .25" from the sewn line. Press open.



Finished block looks like this:

Sew 8 blocks together across to make a row and then sew the 11 rows together using  $\frac{1}{4}$ " seams. Match the triangle corners.

These instructions are copyrighted by Nancy Ellers. You can use them for your own personal use and sell quilts made with them with credit listed on the quilt label. If you wish to distribute them for a class, please contact me at [QuiltNan@comcast.net](mailto:QuiltNan@comcast.net) for permission. Thank you.