

DESIGN.

G. A. SQUIRE. BEST AVAILABLE COPY
ORNAMENTATION OF A SEWING MACHINE.

D⁷⁰/₂ (1)

No. 15,219.

Fig 1 Patented Aug. 5, 1884.


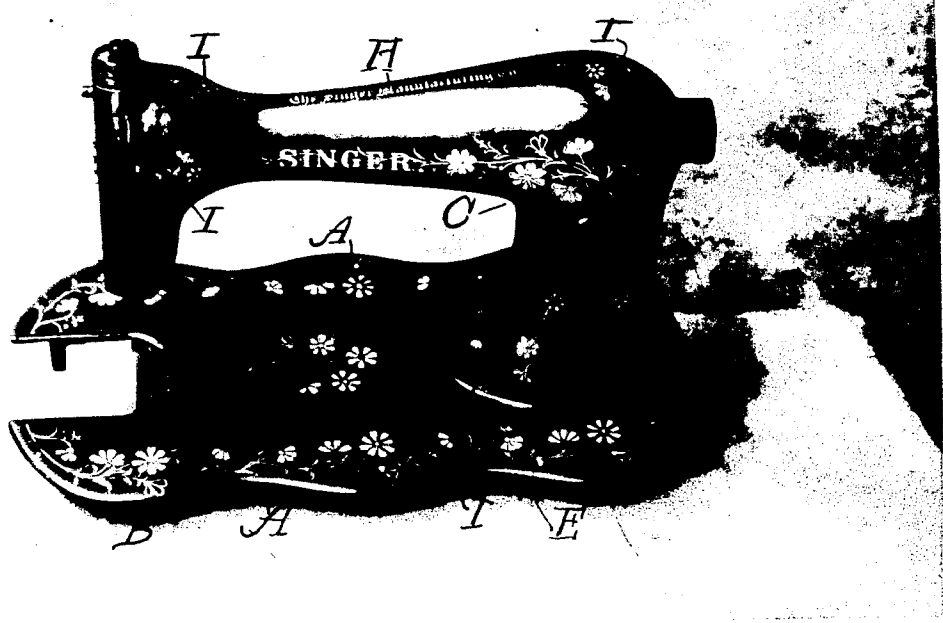


Fig. 2.



DESIGN.

G. A. SQUIRE. BEST AVAILABLE COPY
ORNAMENTATION OF A SEWING MACHINE.

No. 15,219.

Patented Aug. 5, 1884.



DESIGN.

G. A. SQUIRE.

BEST AVAILABLE COPY

ORNAMENTATION OF A SEWING MACHINE.

No. 15,219.

Patented Aug. 5, 1884.

Fig 11 *Fig. 5.*



Fig. 6.




Fig 8

Copyrighted by G. A. Squire, 1884.

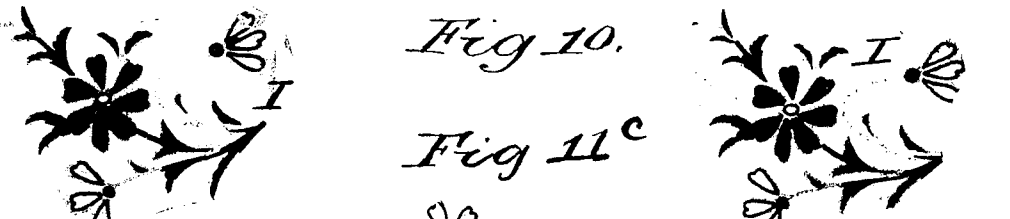


Fig 10.

Fig 11c

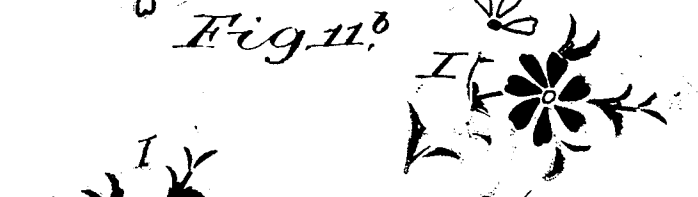


Fig 11b

Fig 11a



Fig 11.




Fig 7. *Fig. 9.*



F



E



G

UNITED STATES PATENT OFFICE.

GEORGE ALFRED SQUIRE, OF BAYONNE, NEW JERSEY.

DESIGN FOR ORNAMENTATION OF A SEWING-MACHINE.

SPECIFICATION forming part of Design No. 15,219, dated August 5, 1884.

Application filed May 31, 1884. Term of patent 14 years.

To all whom it may concern:

Be it known that I, GEORGE ALFRED SQUIRE, a citizen of the United States, residing at Bayonne, in the county of Hudson and State of New Jersey, have invented and produced a new and original Design for the Ornamentation of Sewing-Machines, of which the following is a specification.

In the accompanying illustrations, Figures 1 and 2 are opposite views in perspective of a sewing-machine plate and arm ornamented with my new designs. Figs. 3 and 3^a (one of which is a reversal or negative of the other) show the ornamentations for the sides of the cloth-plate, and Fig. 4 the ornamentation for the central part of the same. Figs. 5 and 6 show the main ornaments for the opposite sides of the arm; and Figs. 7, 8, and 9, the ornaments for the front, rear, and outer sides, respectively, of the upright part or post of the arm. Fig. 10 is the ornamental lettering for the upper side of the arm; and Figs. 11, 11^a, 11^b, 11^c, and 11^d (which are all alike) are small ornaments for the opposite sides of the forward end of the arm, for the upper side thereof, and for the inner side of the post.

My new ornaments have a common resemblance to each other, and are composed of branches or sprays of a trailing vine having flowers and leaves, somewhat like plants of the genus *Bellis*, of which the common daisy is a species. The stems, flowers, and leaves are differently grouped together in the different figures, which will therefore be termed "groups."

Groups A are the ornaments for the sides of the cloth-plates. Each of these groups consists of a slender vine curved and recurved to conform somewhat to the contour of the plate, and bearing pointed leaves and polypetalous flowers.

Group B is the ornament for the center of the cloth-plate, and has five flowers, two of which show only three petals each.

Group C, which is the main ornament for the front side of the arm, represents a curved branch with leaves and flowers, the forward end being slender and running through a

word—in this case the word "Singer"—placed at the forward part of the group.

Group D is the main ornament for the rear side of the arm, said group being curved so that one portion is nearly at right angles to the other, the forward part of the group being a slender vine running through a word—in this case the word "Singer."

Group E is for the front side of the post of the arm, and consists of a circularly-curved branch with leaves and flowers, leaving a space in the center to be occupied by the trade-mark.

Group F is the ornament for the rear side of the post, and is an upright spreading branch with leaves and four flowers.

Group G is for the face-plate, and is a slender upright vine with three flowers in line.

Group H consists of words in German-text letters to be placed on the top of the arm between two groups I.

Groups I (of which there are five, all alike) each have a small pendent flower and two other flowers on nearly straight stems. These groups are for the ornamentation of the upper side of the arm, the opposite vertical sides of the forward part of the same, and the inside of the post.

I claim—

1. The design for the ornamentation of sewing-machines, consisting of group A, substantially as shown.

2. The design for the ornamentation of sewing-machines, consisting of group B, substantially as shown.

3. The design for the ornamentation of sewing-machines, consisting of group C, substantially as shown.

4. The design for the ornamentation of sewing-machines, consisting of group D, substantially as shown.

5. The design for the ornamentation of sewing-machines, consisting of group E, substantially as shown.

6. The design for the ornamentation of sewing-machines, consisting of group F, substantially as shown.

7. The design for the ornamentation of sew-

ing-machines, consisting of group G, substantially as shown.

8. The design for the ornamentation of sewing-machines, consisting of group I, substantially as shown.

9. The design for the ornamentation of sewing-machines, consisting of the combination of groups A and B, substantially as shown.

10. The design for the ornamentation of sewing-machines, consisting of the combination of groups C and I, substantially as shown.

11. The design for the ornamentation of sewing-machines, consisting of the combination of groups C and E, substantially as shown.

12. The design for the ornamentation of sewing-machines, consisting of the combination of groups C, E, and I, substantially as shown.

13. The design for the ornamentation of sewing-machines, consisting of the combination of groups D and I, substantially as shown.

14. The design for the ornamentation of sewing-machines, consisting of the combination of groups D and F, substantially as shown.

15. The design for the ornamentation of sewing-machines, consisting of the combination of groups D, F, and I, substantially as shown.

16. The design for the ornamentation of sewing-machines, consisting of the combination of groups C, D, E, F, G, and I, substantially as shown.

17. The design for the ornamentation of sewing-machines, consisting of the combination of groups A, B, C, D, E, F, G, and I, substantially as shown.

In testimony whereof I affix my signature in presence of two witnesses.

GEORGE ALFRED SQUIRE.

Witnesses:

L. B. MILLER,

A. D. HARTWELL.